

湖南科技大学教务处

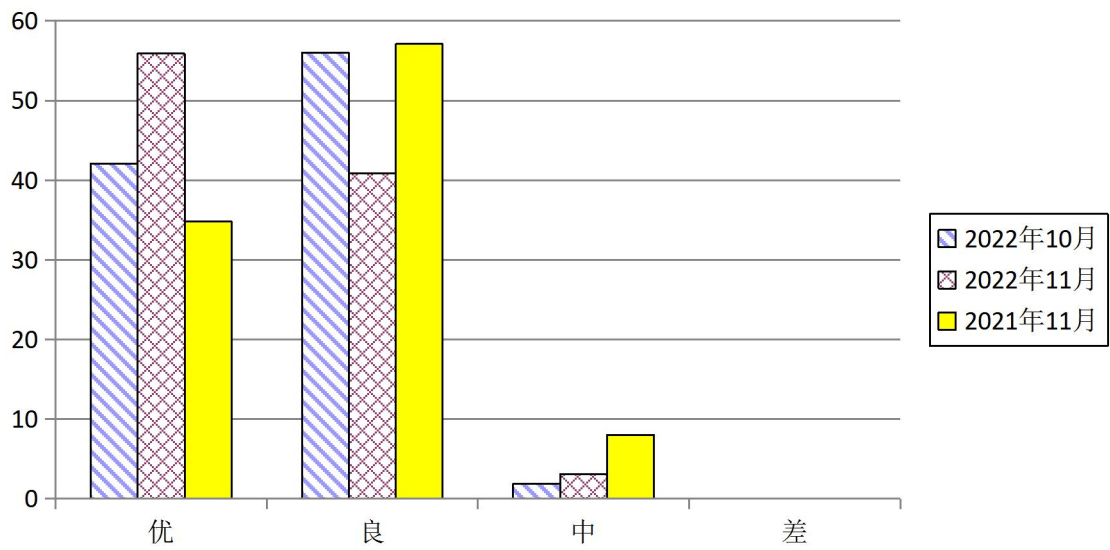




一、数据来源

二、授课准备


三、教学效果



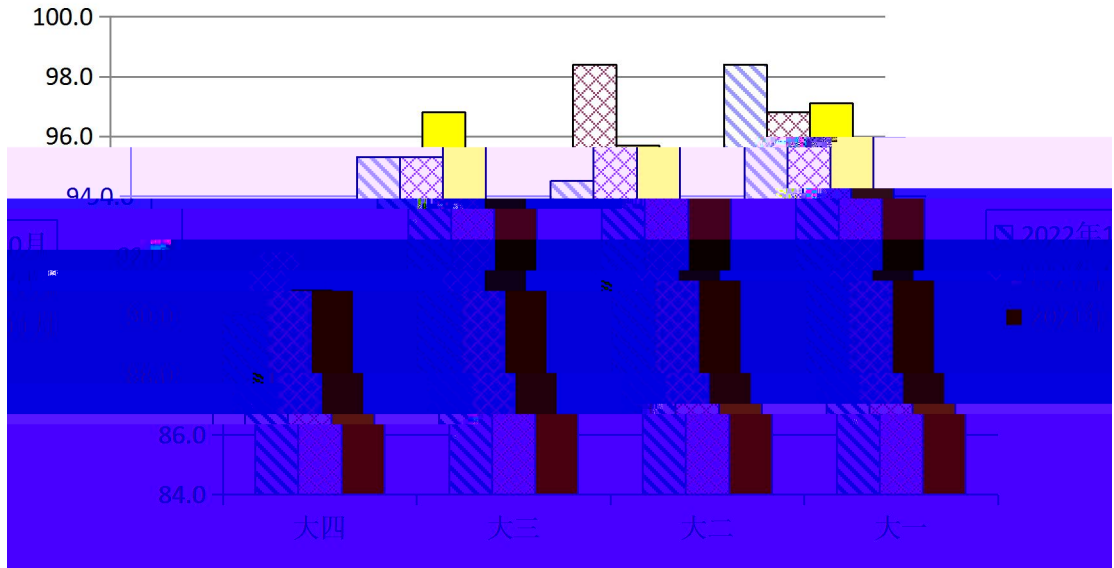
	19	[1-2]	58	52	89.7%		
	20	() [01-04]	151	147	97.4%		
	21	[1-2] ()	58	57	98.3%		
B	22	1	32	32	100.0%		

	8	2	25.0%	6	75.0%	0	0.0%	0	0.0%
	2	2	*	0	*	0	*	0	*
	2	1	*	1	*	0	*	0	*
	21	14	66.7%	7	33.3%	0	0.0%	0	0.0%
	4	2	*	2	*	0	*	0	*
	13	6	46.2%	5	38.5%	2	15.4%	0	0.0%
	4	1	*	3	*	0	*	0	*
	9	3	33.3%	5	55.6%	1	11.1%	0	0.0%
	6	5	83.3%	1	16.7%	0	0.0%	0	0.0%
	6	6	100.0%	0	0.0%	0	0.0%	0	0.0%
	18	9	50.0%	9	50.0%	0	0.0%	0	0.0%
	6	6	100.0%	0	0.0%	0	0.0%	0	0.0%
	10	6	60.0%	3	30.0%	1	10.0%	0	0.0%
	6	4	66.7%	2	33.3%	0	0.0%	0	0.0%
	2	2	*	0	*	0	*	0	*
	2	0	*	2	*	0	*	0	*
	5	1	20.0%	4	80.0%	0	0.0%	0	0.0%
	2	0	*	2	*	0	*	0	*
	1	1	*	0	*	0	*	0	*
	127	71	55.9%	52	40.9%	4	3.1%	0	0.0%


四、教学条件



五、到课率



六、课堂纪律



	7	4	57.1%	3	42.9%	0	0.0%
	3	3	*	0	*	0	0.0%
	8	8	100.0%	0	0.0%	0	0.0%
	14	14	100.0%	0	0.0%	0	0.0%
	2	2	*	0	*	0	0.0%
	14	13	92.9%	1	7.1%	0	0.0%
	3	3	*	0	*	0	0.0%
	7	7	100.0%	0	0.0%	0	0.0%
	6	6	100.0%	0	0.0%	0	0.0%
	6	6	100.0%	0	0.0%	0	0.0%
	16	16	100.0%	0	0.0%	0	0.0%
	2	2	*	0	*	0	0.0%
	1	1	*	0	*	0	0.0%
	5	5	100.0%	0	0.0%	0	0.0%
	5	5	100.0%	0	0.0%	0	0.0%
	1	1	*	0	*	0	0.0%
	4	3	*	1	*	0	0.0%
	11	11	100.0%	0	0.0%	0	0.0%
	3	3	*	0	*	0	0.0%
	13	13	100.0%	0	0.0%	0	0.0%
	1	0	*	1	*	0	0.0%
	132	126	95.5%	6	4.5%	0	0.0%

